


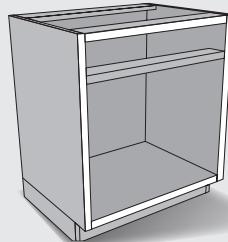
Refacing Ordering Guidelines

You have these conditions:

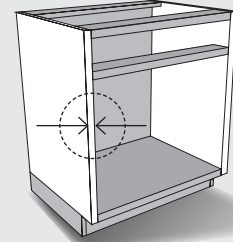
Existing Doors



Frameless Cabinets



End Panel 5/8" or 3/4" Thick

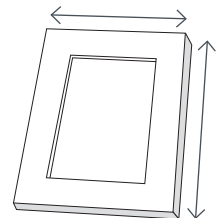
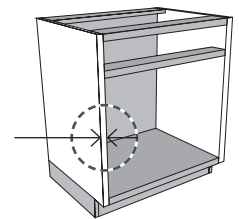


Determine your door & drawer front sizes:

1. Download our helpful form to record your information the same way our website will ask for it. [Measurement Form](#)
2. Measure your end panel thickness. It will be 5/8" (0.625") or 3/4" (0.75").
3. Measure your existing doors and drawer fronts to the closest 1/16" (0.0625"). Measure width first, then height.

Write the dimensions and quantities you need on the measurement form.

4. Double check that you haven't missed a part. The number of parts on the form should match the number of doors and drawers you need.



What to order:

1. We will provide the correct hinges based on your end panel thickness.
2. Order new doors and drawer fronts the same size as your current ones.